

Access to Business Support Office (BSO)

<Location> ATC ITM Building 4F, 2-1-10, Nanko-kita, Suminoe-ku, Osaka-shi, Osaka 559-0034
(Directly connected to “Trade Center-mae” station of Nanko Port Town Line / Osaka Metro)

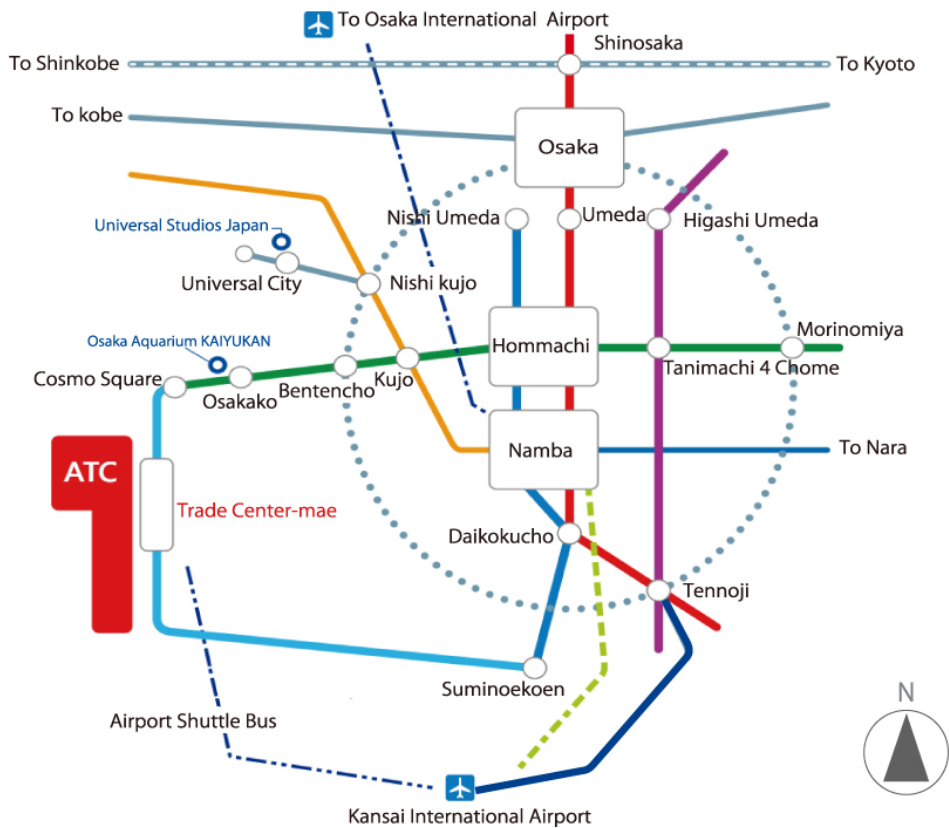
By Osaka Metro / New Tram

<From Hommachi station>

●Take Osaka Metro Chuo Line from Hommachi station to Cosmosquare station and change to Nanko Port Town Line (New Tram). Take New Tram to “Trade Center-mae” station and go to Exit No.2. (ATC building is directly connected to Exit No.2.) [Total travel time is approximately 18 minutes from Hommachi station.]

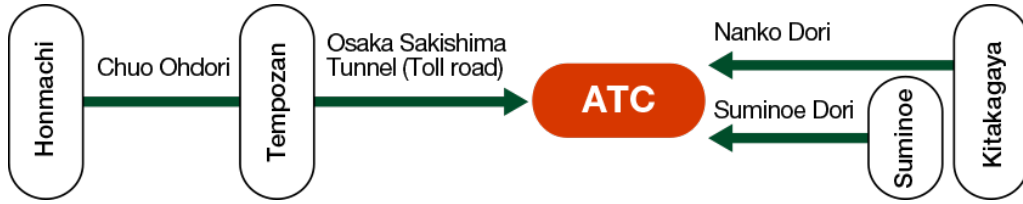
< From Suminoe-koen station>

●Take Osaka Metro Yotsubashi Line to Suminoekoen station and change to Nanko Port Town Line (New Tram). Take New Tram to Trade Center-mae station and go to Exit No.2. (ATC building is directly connected to Exit No.2) [Total travel time is approx.16 minutes from Suminoekoen station.]

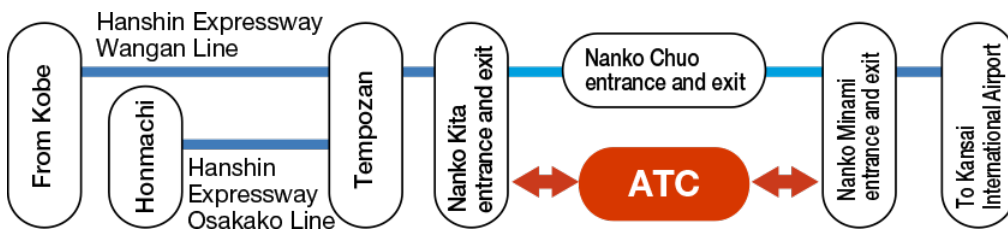


By Car

• When using general roads



• When using Expressway



When using Limousine Bus (from Kansai International Airport)

A limousine bus service is available from Kansai International Airport to Nanko Area. To get to ATC, please get off at Grand Prince Hotel Osaka Bay / Hoshino Resorts RISONARE Osaka. It is approximately 2-minute walk from Grand Prince Hotel Osaka Bay / Hoshino Resorts RISONARE Osaka to ATC Building.

When using Nankai Bus (from Sakai/Sakai-Higashi)

Route buses are available from Sakai/ Sakai-Higashi to Nanko Area (ATC building).